

THE GOVERNMENT OF
THE REPUBLIC OF THE UNION OF MYANMAR
MINISTRY OF EDUCATION

ENGLISH TEXT

GRADE 1



2017-2018

**THE GOVERNMENT OF
THE REPUBLIC OF THE UNION OF MYANMAR
MINISTRY OF EDUCATION**

**ENGLISH TEXT
GRADE 1**

2017-2018

Table of Contents





















Unit	Unit title	Page
1	My Friends	2
2	Things around us	12
	Review 1	24
	Project 1 'What's your name?' Song	27
	'How are you?' Song	
3	Colours	28
4	Parts of the Body	40
	Review 2	52
	Project 2 My Toy	55
5	Food and Drink	56
6	Fruits	68
	Review 3	80
	Project 3 My Meal	83
7	English for our Class	84
8	My Family	96
	Review 4	108
	Project 4 My Family	111

Unit 1 My Friends

Lesson 1 ABC Song



Listen and sing.

A 	B 	C 	D 	E 	F 
G 	H 	I 	J 	K 	L 
M 	N 	O 	P 	Q 	R 
S 	T 	U 	V 	W 	X 
		Y 	Z 		





























Now, I know my A, B, Cs.
Everybody, sing with me.



Lesson 2 ABC Song



Listen and sing.

a 	b 	c 	d 	e 	f 
g 	h 	i 	j 	k 	l 
m 	n 	o 	p 	q 	r 
s 	t 	u 	v 	w 	x 
		y 		z 	




Now, I know my A, B, Cs.
Everybody, sing with me.



Lesson 3 Hello, I'm Aye Aye. Nice to meet you.



Listen and say.




Unit 1 My Friends



















Practise.

Hello, I'm Moe Moe.
Nice to meet you.

Hello, I'm Soe Soe.
Nice to meet you.



Say and tick.

	<input checked="" type="checkbox"/>		<input type="checkbox"/>		<input type="checkbox"/>		<input type="checkbox"/>
	<input type="checkbox"/>		<input type="checkbox"/>		<input type="checkbox"/>		<input type="checkbox"/>
	<input type="checkbox"/>		<input type="checkbox"/>		<input type="checkbox"/>		<input type="checkbox"/>
	<input type="checkbox"/>		<input type="checkbox"/>		<input type="checkbox"/>		<input type="checkbox"/>

Lesson 4 Good morning.




Listen and say.



Good morning.



Good afternoon.



Good evening.



Goodbye.



Look and say.





Practise.

Good morning. 

Good morning. 

Good afternoon.

Good afternoon.

Good evening. Good evening.

I'm Kyaw Kyaw. I'm Aye Aye.

Nice to meet you. Nice to meet you.

Goodbye. Goodbye.



Lesson 5 What's your name?



Listen and say.

What's your name?



My name's Tun Tun.



My name's Su Su.



Ask and answer.

What's your name?



My name's Phyu Phyu.

Unit 1 My Friends



















Practise.

What's your name?

My name's Su Su.



Ask and tick.

	<input checked="" type="checkbox"/>		<input type="checkbox"/>		<input type="checkbox"/>		<input type="checkbox"/>
	<input type="checkbox"/>		<input type="checkbox"/>		<input type="checkbox"/>		<input type="checkbox"/>
	<input type="checkbox"/>		<input type="checkbox"/>		<input type="checkbox"/>		<input type="checkbox"/>
	<input type="checkbox"/>		<input type="checkbox"/>		<input type="checkbox"/>		<input type="checkbox"/>

Lesson 6 How are you?



Listen and say.

How are you?




I'm fine.



I'm great.



Ask and answer.





Practise.

How are you?



I'm fine.




I'm great.



Say and draw.

How are you?



Unit 2 Things around us


Lesson 1 It's a bag.




Listen and say.



bag




book



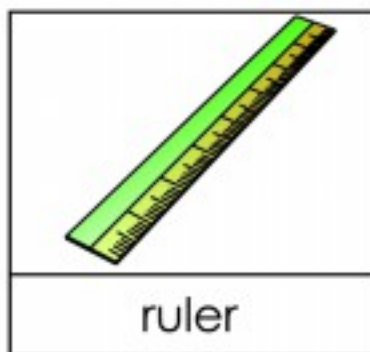
chair



desk



pencil




ruler






Practise.



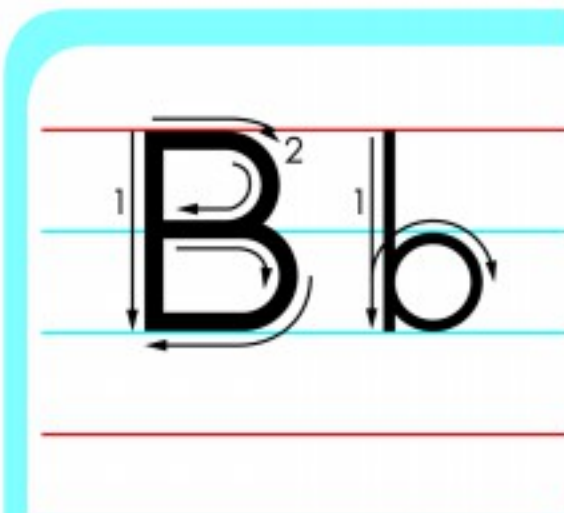
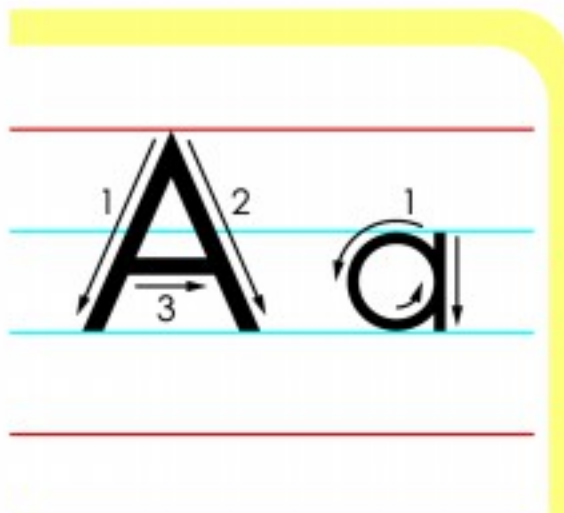
Ask and answer.



Lesson 2 Letters of the week: Aa, Bb



Listen and say.



ant



ball



apple



boy





Trace and write.

A A A	B B B
a a a	b b b



Listen and tick.



Listen and tick.

B <input type="checkbox"/>	a <input type="checkbox"/>	A <input type="checkbox"/>	b <input type="checkbox"/>
----------------------------	----------------------------	----------------------------	----------------------------





Write.

A <u> </u> a	<u> </u> a	B <u> </u>	<u> </u> b
---------------	-------------	-------------	-------------

Lesson 3 It's a bed.



Listen and say.



Unit 2 Things around us



Practise.









What's this?



It's a spoon.



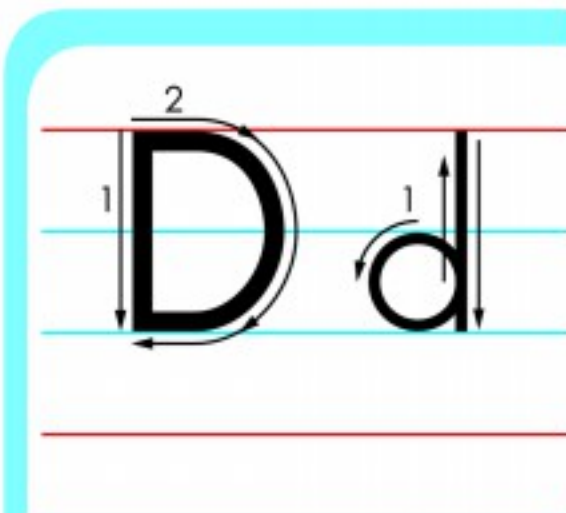
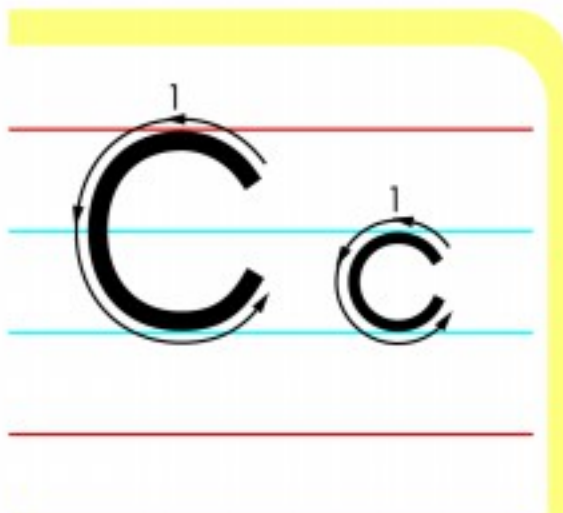
Ask and tick.

 <input checked="" type="checkbox"/>	 <input type="checkbox"/>	 <input type="checkbox"/>	 <input type="checkbox"/>
 <input type="checkbox"/>	 <input type="checkbox"/>	 <input type="checkbox"/>	 <input type="checkbox"/>

Lesson 4 Letters of the week: Cc, Dd



Listen and say.



cake



dog



cup



duster





Trace and write.



Listen and circle.



Tick and say.

--

--



Write and say.



___ up



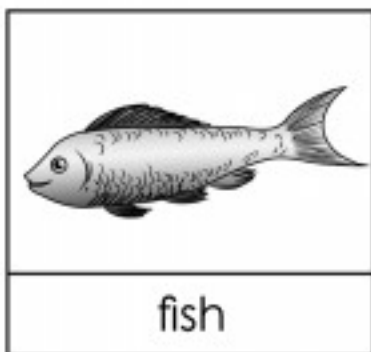
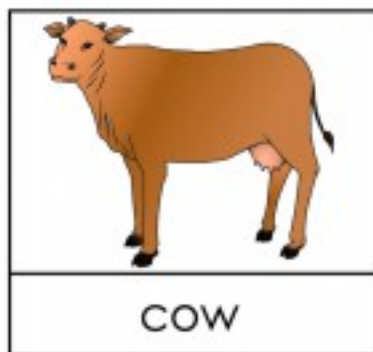





___ og

Lesson 5 It's a bird.



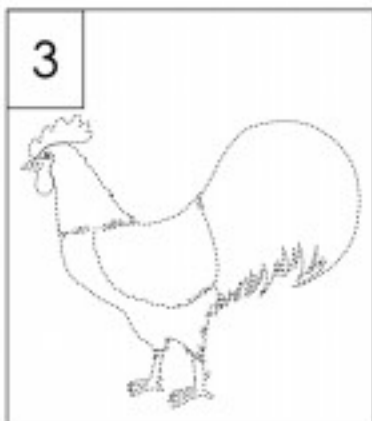
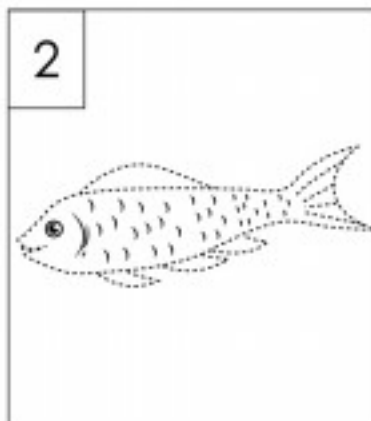



Listen and say.





Trace and say.



Practise.




Lesson 6 The Noisy Animals



Listen and say.



Unit 2 Things around us








Write.

A B C D

a b c d



Say and write.



I can ...			
write Aa, Bb, Cc and Dd.			
say the words beginning with A, B, C and D.			



Listen and say.

Hello.
 Hello.
 I'm Kyaw Kyaw.
 What's your name?
 My name's Aye Aye.
 Nice to meet you.
 Nice to meet you, too.
 How are you?
 I'm fine.
 How are you?
 I'm great.

I can ...			
greet my friends in English.			
make friends in English.			



Trace and say.



What's this?



It's a book.



Ask and answer.


What's this?



It's a fan.



Match and say.



I can ...			
name things around me in English.			
say names of animals in English.			

Project 1 'What's your name?' Song and
'How are you?' Song



Listen and sing.

 'What's your name?' 

(Hello)⁴

(What's your name?)²

(My name's Toe Toe.)²

(What's your name?)²



 'How are you?' 




(Hello, Aung Aung.

How are you?)³

(Great!)

It's so nice to see you.



I can ...			
sing 'What's your name?' Song.			
sing 'How are you?' Song.			

Unit 3 Colours

Lesson 1 What colour is this?



Listen and say.



black



blue



brown



green



pink




red



white



yellow






Ask and answer.



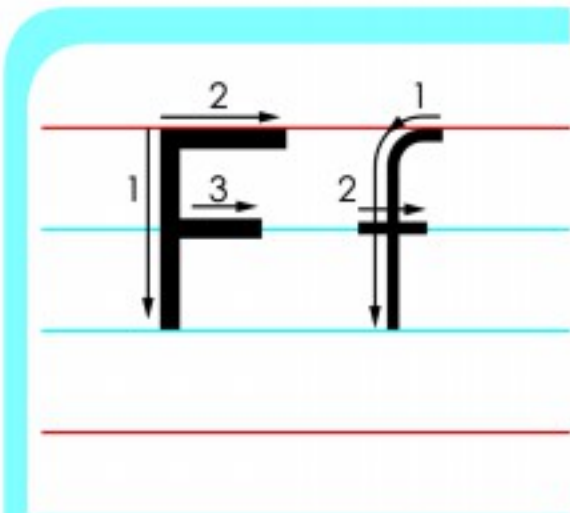
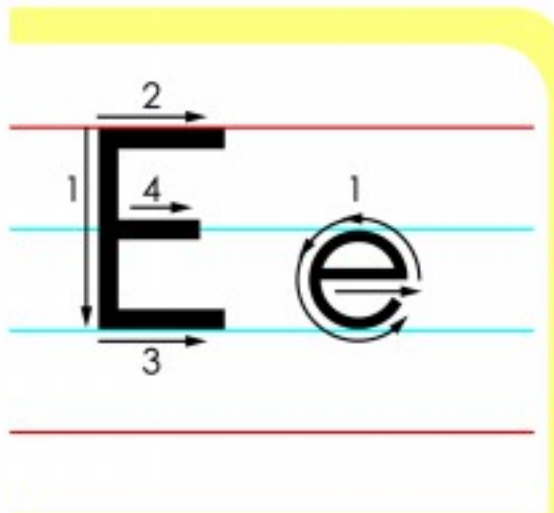
Practise.



Lesson 2 Letters of the week: Ee, Ff



Listen and say.



ear



fan



eye



fish





Trace and write.



Say and circle 'e'. Say and circle 'f'.



e a r



f a n



Tick and say.

--	--

--	--



Write and say.



___an



___ar

Lesson 3 It's long.



Listen and say.



long



short



big



small

It's long.



It's long.



It's short.



It's big.



It's small.

It's long.



It's long.





Look and say.



It's long.



It's small.



It's long.

It's big.

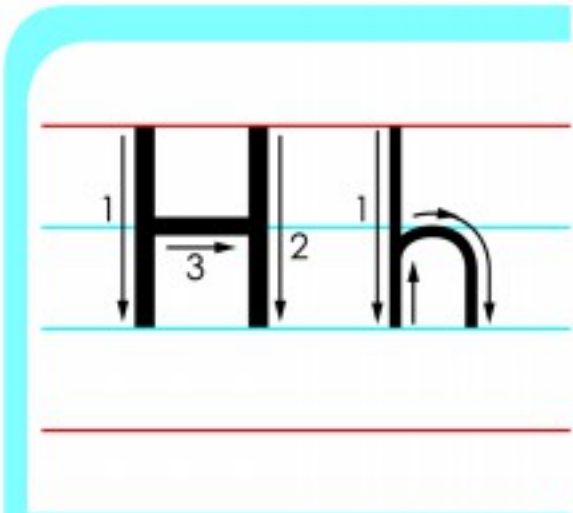



It's short.

Lesson 4 Letters of the week: Gg, Hh



Listen and say.



girl



hand



goat



hat





Trace and write.



Say the words.

Start

Finish




Listen and circle.

girl	hand
------	------


Lesson 5 This is an apple.



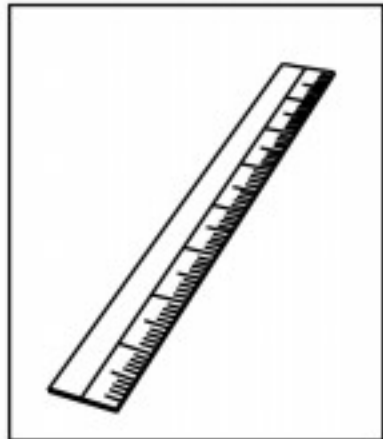
Listen and say.



This is an apple.
It's big. It's red.




This is a pencil.
It's short. It's brown.




This is a ruler.
It's long. It's white.

This is a ruler.
It's long. It's white.



This is a ruler. It's long. It's white.





Look and say.

This is a pencil. It's short. It's brown.



This is an apple.
It's big. It's red.



This is a pencil.
It's short. It's brown.

Lesson 6 The Red Ant



Listen and say.

1

Yellow Cat, Yellow Cat,
what's this?



Dog. Dog.
It's a dog.
It's big. It's black.



2

Black Dog,
Black Dog,
what's this?



Cock. Cock.
It's a cock.
It's small. It's white.



3

White Cock,
White Cock,
what's this?



Ant. Ant.
It's an ant.
It's small. It's red.



4

Red Ant, Red Ant, how are you?



I'm great!
I'm great!

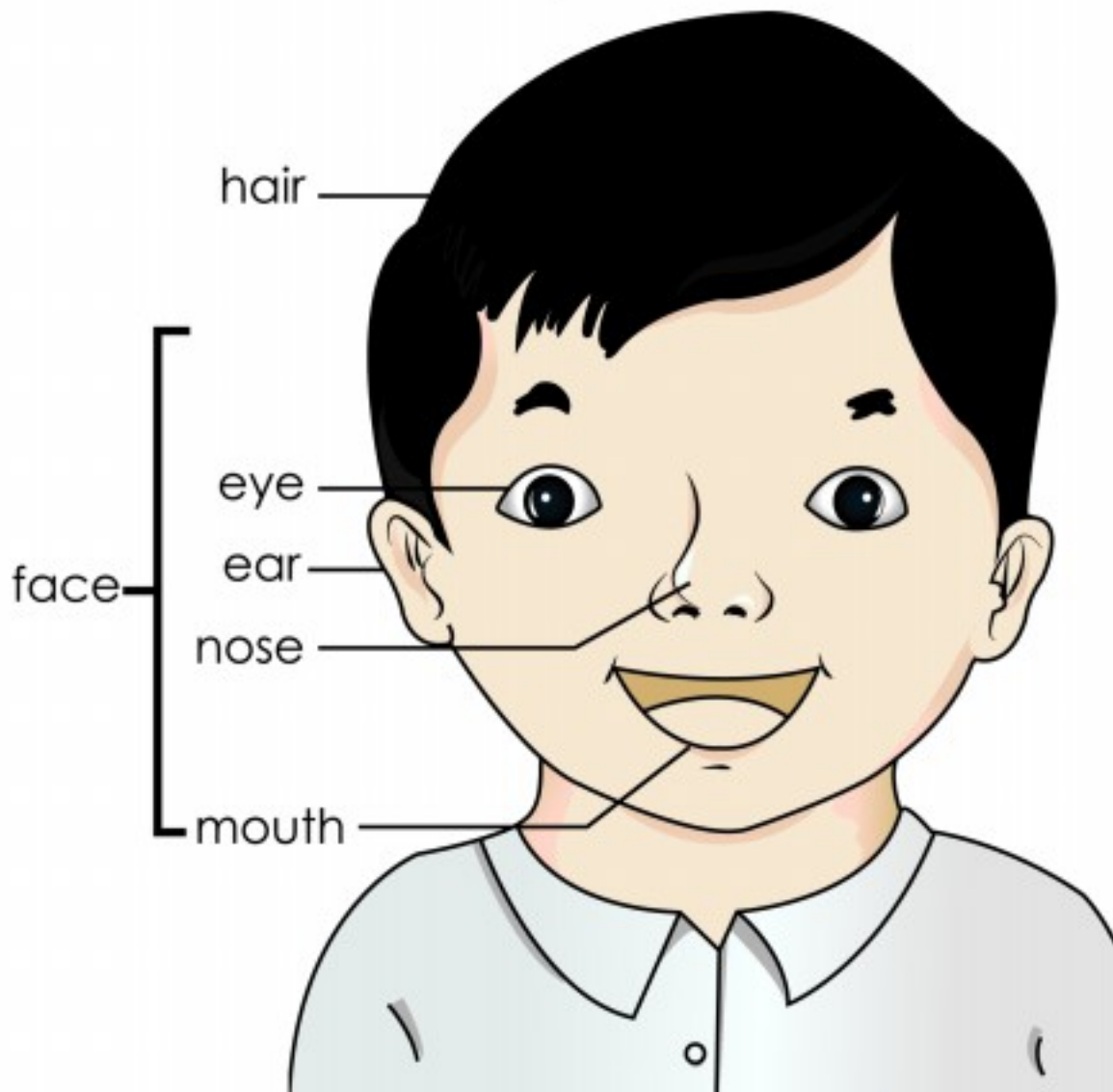


Unit 4 Parts of the Body

Lesson 1 Touch your nose.




Listen and say.





Listen and practise.



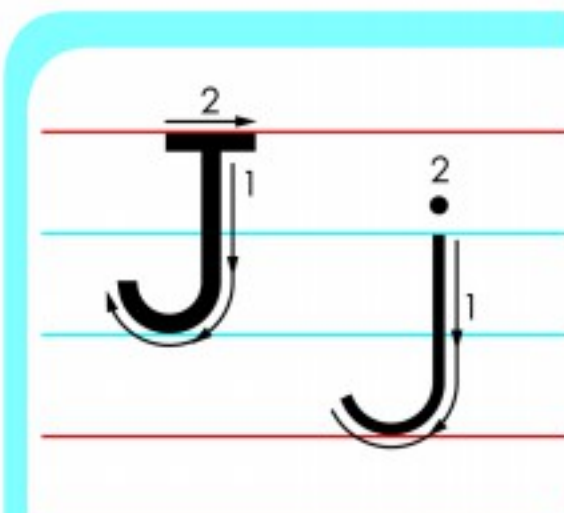
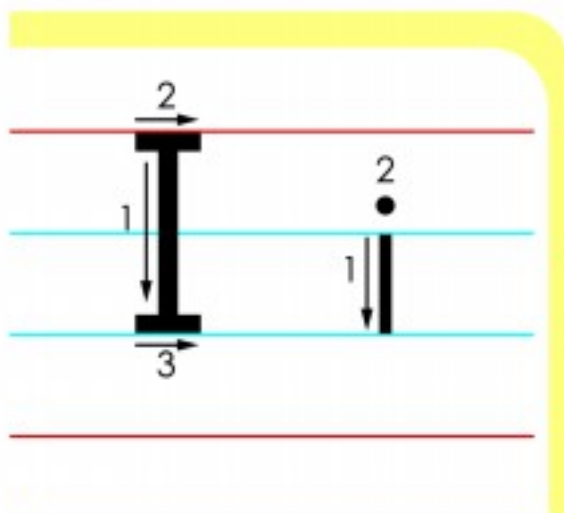
Listen and act.



Lesson 2 Letters of the week: Ii, Jj



Listen and say.



ice



jacket



iron



jam



Unit 4 Parts of the Body



Trace and write.



Listen and tick.



Listen and tick.

i <input type="checkbox"/>	J <input type="checkbox"/>	j <input type="checkbox"/>	I <input type="checkbox"/>
-----------------------------------	-----------------------------------	-----------------------------------	-----------------------------------



Write and say.


	___ce
--	-------

	___am
--	-------

Lesson 3 Touch your head.



Listen and say.



Listen and sing.



(Clap)² Touch your head.



(Clap)² Touch your shoulder.



(Clap)² Touch your arm.



(Clap)² Touch your hand.



(Clap)² Touch your finger.



Listen and act.


Touch your hand.



Touch your head.



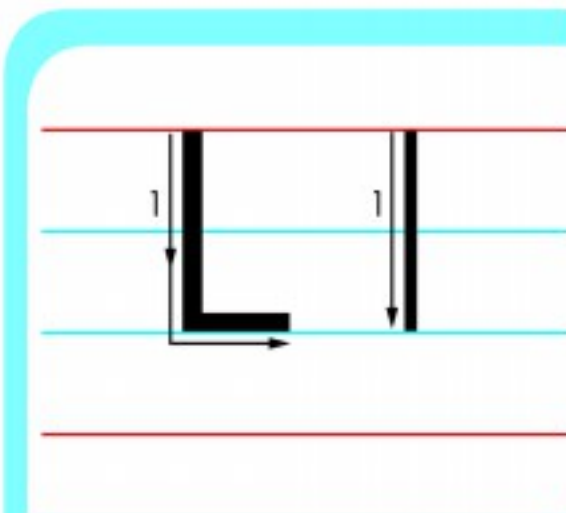
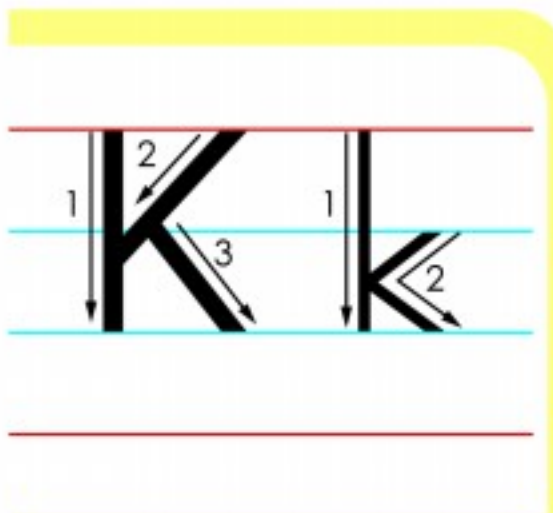
Touch your shoulder.



Lesson 4 Letters of the week: Kk, Ll



Listen and say.



key



lamp



kite



lock



Unit 4 Parts of the Body



Trace and write.

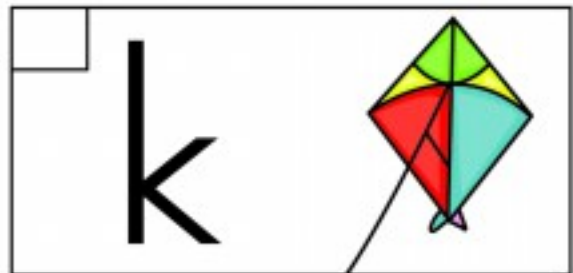
--	--



Listen and circle.



Tick and say.



Write and say.



___ock

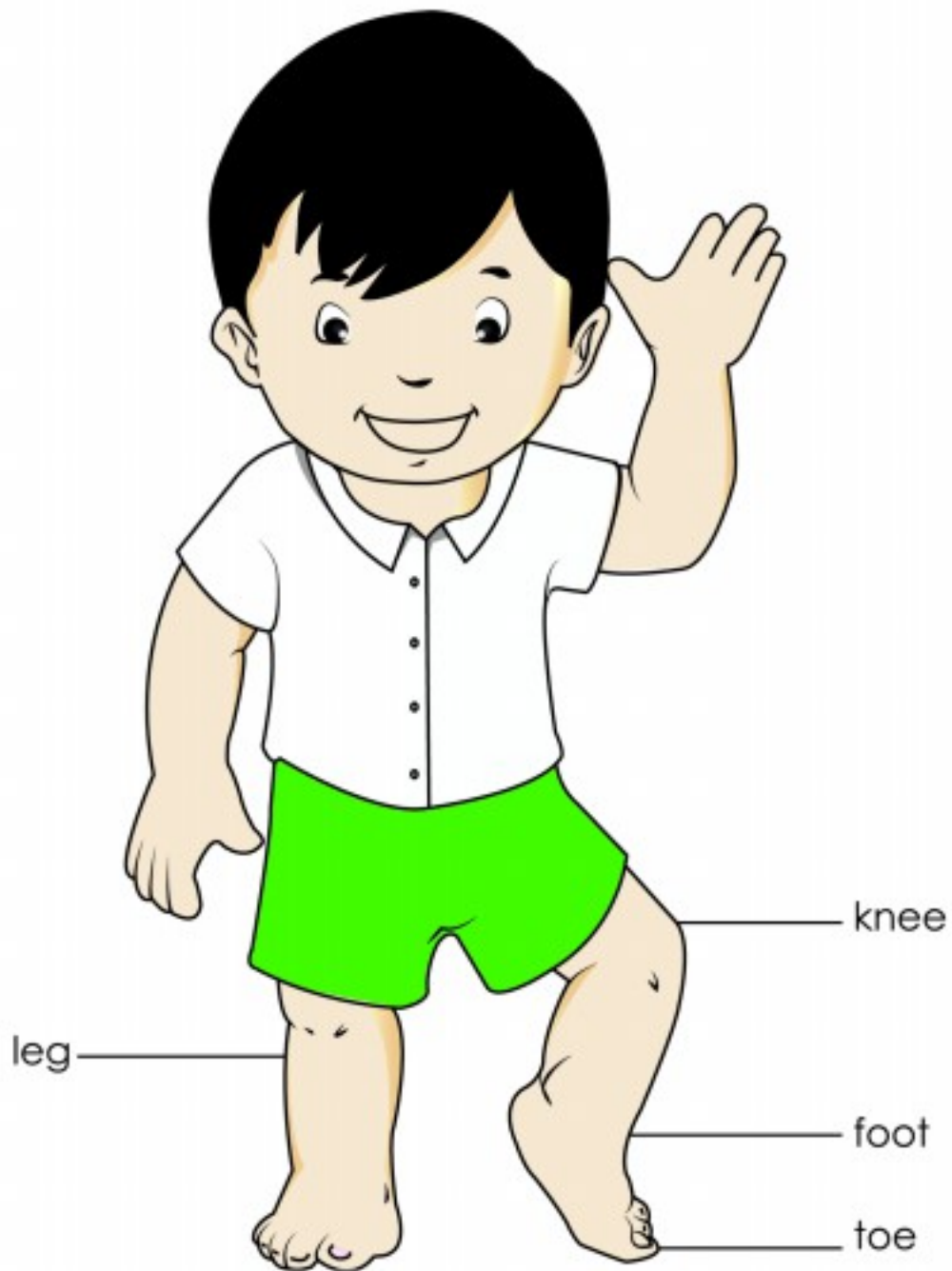


___ey

Lesson 5 Touch your knee.



Listen and say.



Unit 4 Parts of the Body




Listen and practise.



Listen and act.

Touch your knee.




Touch your toe.



Lesson 6 'Head, shoulders, knees and toes' Song



Listen and say.



Listen and sing.

Head, shoulders, knees and toes



Head, shoulders



(knees and toes)²



Head, shoulders, (knees and toes)²

And eyes and ears



And mouth and nose



Head, shoulders, (knees and toes).²





Sing and act.

♪ Head, shoulders ♪



♪ Knees and toes, knees and toes, ♪



♪ And eyes and ears and mouth and nose. ♪





Write.

E F G H I J K L

e f g h i j k l



Match and say.

A matching activity featuring various icons and letters in circles. The letters are: L, i, H, e, h, I, E, K, I, F, J, f, j, G, k, g. The icons include: a lamp, a fish, a purple hat, an eye (with lines connecting it to 'e' and 'E'), a jar of jam, a key, a dog, and another fish.

I can ...			
write Ee, Ff, Gg, Hh, Ii, Jj, Kk and Ll.			
say the words beginning with E, F, G, H, I, J, K and L.			




Match and say.

What colour is this?



It's yellow.



Listen and tick.

This is a ruler. It's long.



















Practise.

This is a pencil . It's blue.



I can ...			
say colours and sizes of things in English.			
say names of animals in English.			



Listen and sing.



Head and shoulders, knees and toes






Head and shoulders, knees and toes,
 knees and toes, knees and toes,
 head and shoulders, knees and toes,
 it's my body.

Eyes and ears and mouth and nose,
 mouth and nose, mouth and nose,
 eyes and ears and mouth and nose,
 it's my body.

Hands and fingers, arms and legs,
 arms and legs, arms and legs,

hands and fingers, arms and legs,
 it's my body.



I can ...			
say parts of the body in English.			



Listen and say.



This is my toy.
It's a ball.
It's blue.
It's small.



Draw and say.






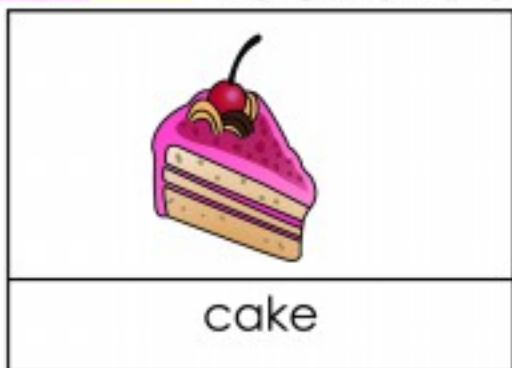
I can ...			
draw my toy.			
talk about my toy in English.			

Unit 5 Food and Drink

Lesson 1 I eat ...





Listen and say.





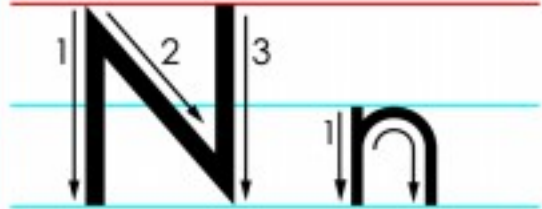
Practise.




Lesson 2 Letters of the week: Mm, Nn



Listen and say.



mat



nail



monkey



nest





Trace and write.



Say and circle 'm'. Say and circle 'n'.



mat



nest



Tick and say.

--	--



Write and say.



__at



__est

Lesson 3 I drink ...



Listen and say.



coffee



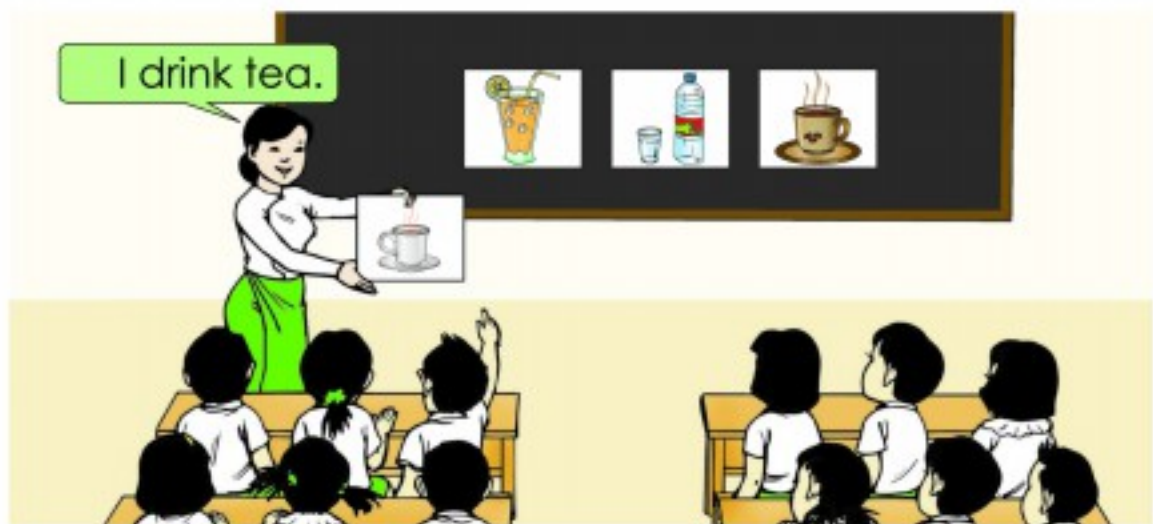
juice



tea



water





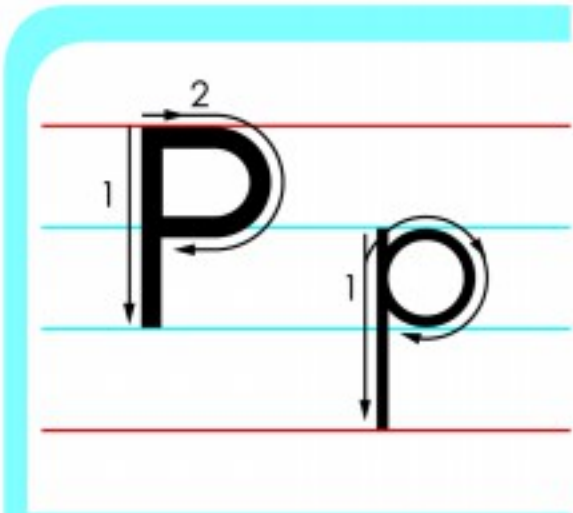
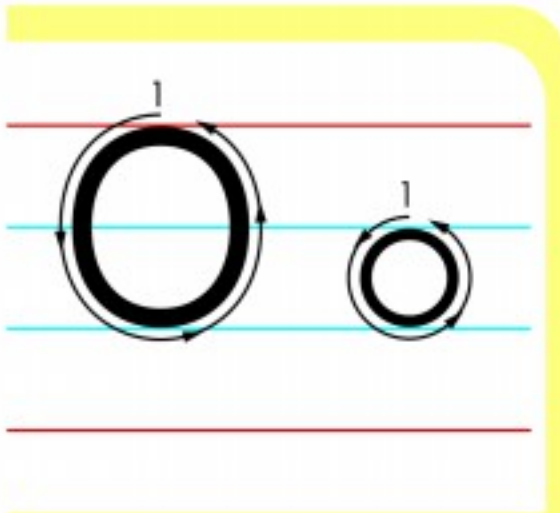
Practise.



Lesson 4 Letters of the week: Oo, Pp



Listen and say.



orange



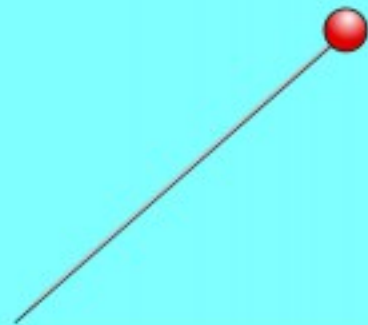
pencil



owl



pin





Trace and write.

Handwriting practice area with two rows of lines. The first row contains three dashed circles followed by three dashed uppercase 'P's. The second row contains three dashed lowercase 'o's followed by three dashed lowercase 'p's.




Say the words.

A winding path starting from a starburst labeled 'Start' and ending at a starburst labeled 'Finish'. The path is divided into colored segments containing illustrations of an orange, an owl, a pencil, a pin, and another orange.



Write and say.

 ___ in

 ___ encil

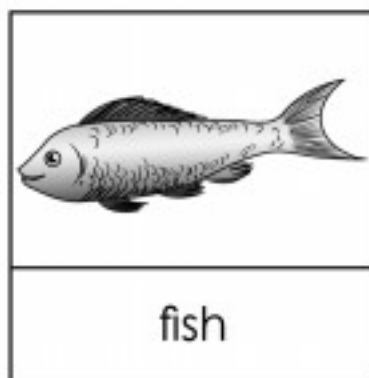
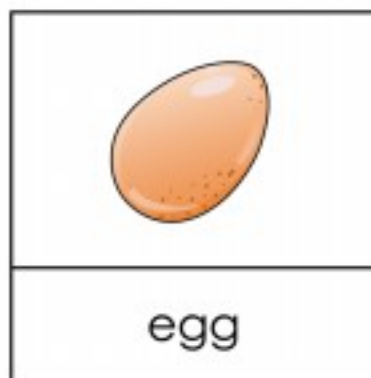



 ___ range

 ___ wl


Lesson 5 I like/I don't like ...



Listen and say.




I like chicken.
I don't like fish.





Practise.




Lesson 6 Do you like ... ?



Listen and say.



Do you like coffee,
Tun Tun?



Yes, I do.



Listen and sing.



Do you like ... ?

Do you like ... ?

Do you like ... ?

Do you like apples? 🍏 🍏

Yes, I do. Yes, I do.

Yes, I like apples. 🍏 🍏

No, I don't. No, I don't.


No, I don't like apples. 🍏 🍏





Practise.

Do you like ... ? Do you like ... ?
Do you like cake?



Yes, I do,
Yes, I do,
Yes, I like cake.



No, I don't,
No, I don't,
No, I don't like cake.








Unit 6 Fruits

Lesson 1 It's a/an ...



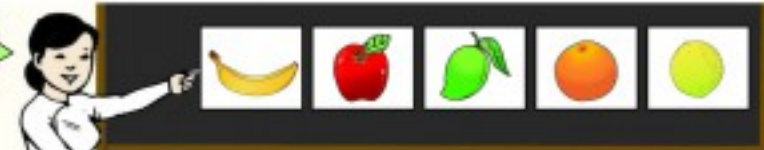
Listen and say.

		
apple	banana	lime
		
mango	orange	



Ask and answer.

What's this?




It's a banana.





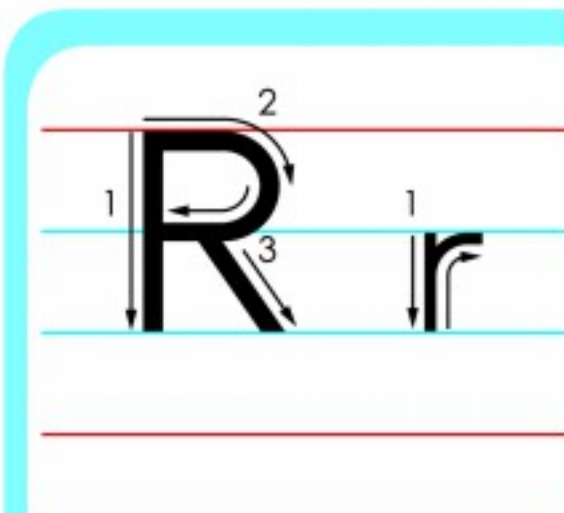
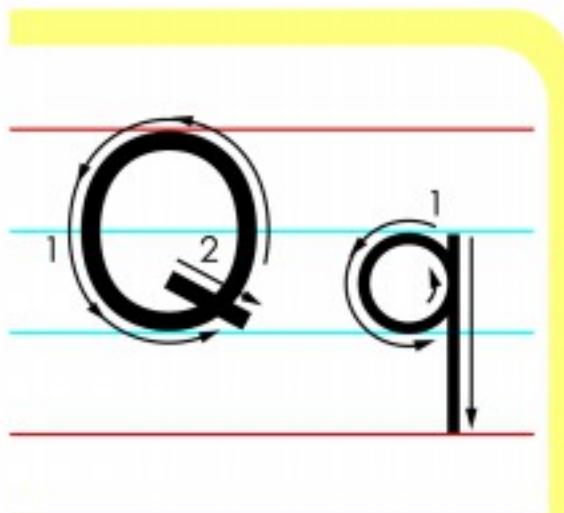
Practise.



Lesson 2 Letters of the week: Qq, Rr



Listen and say.



quail



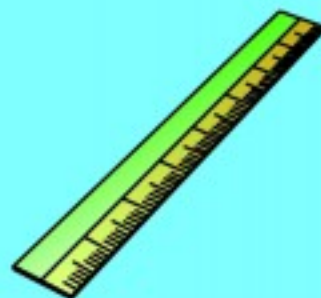
rabbit



queen



ruler





Trace and write.

Q Q Q	R R R
q q q	r r r



Listen and circle.



Tick and say.

q	
---	--

r	
---	--








Match and say.

- quail
- queen
- rabbit
- ruler

Lesson 3 What's this? It's a ...



Listen and say.

		
coconut	guava	papaya
		
pineapple	watermelon	




Ask and answer.

What's this?






Practise.



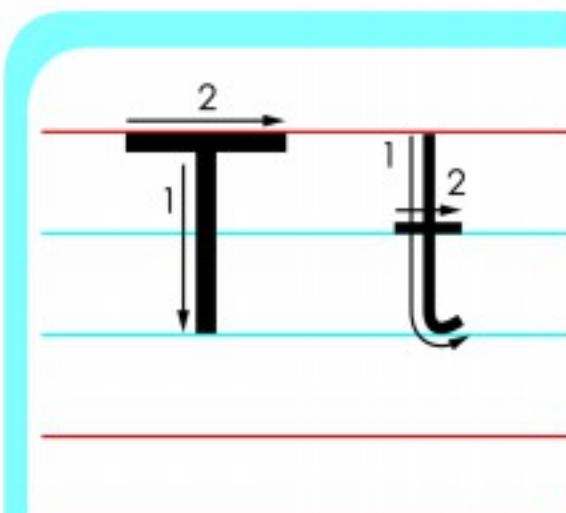
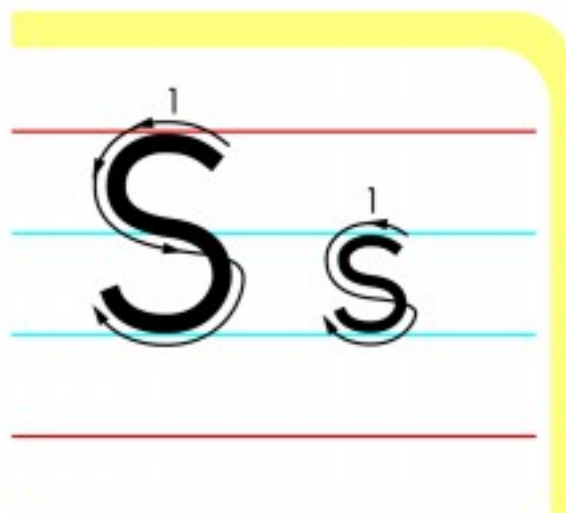
Ask and answer.



Lesson 4 Letters of the week: Ss, Tt



Listen and say.




snake



table



sun



tree





Trace and write.

S S S	T T T
s s s	t t t



Listen and circle.



Listen and tick.

s <input type="checkbox"/>	T <input type="checkbox"/>	S <input type="checkbox"/>	t <input type="checkbox"/>
----------------------------	----------------------------	----------------------------	----------------------------













Write.

m n o p q r s t

Lesson 5 How many ...?



Listen and say.

 1	 6
 2	 7
 3	 8
 4	 9
 5	 10

How many
oranges
are there?



5 oranges





Practise.



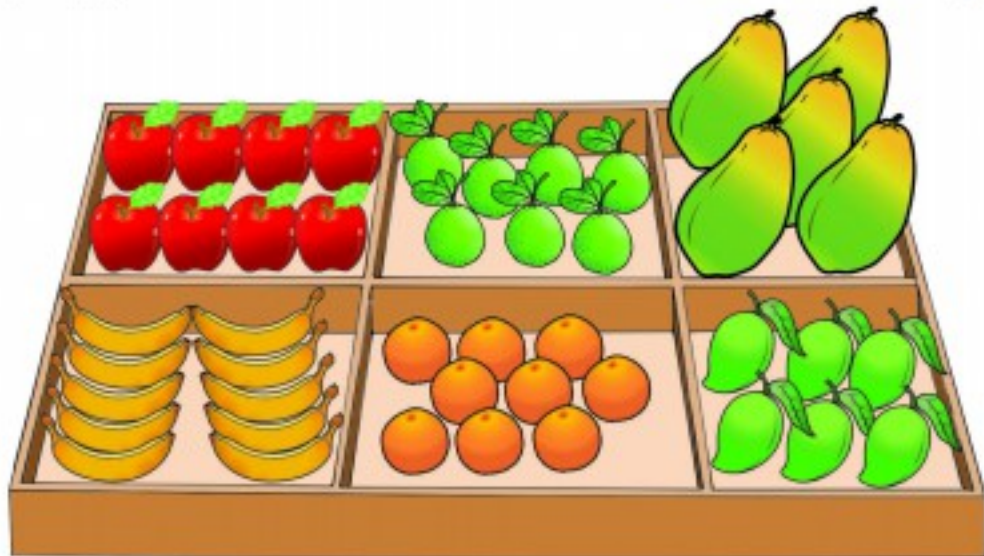
Ask and answer.



How many guavas are there?



7 guavas



Lesson 6 Give me some bananas.



Listen and sing.

Give me some bananas



Give me some bananas.



How many bananas?

(clap hands)³

3 bananas?

Yes, please.

Here you are.



Thank you.







Practise.

Give me some coconuts.

2
coconuts



How many coconuts?



How many
mangoes?

Give me some
mangoes.

5 mangoes






Write.

M N O P Q R S T

m n o p q r s t












Match and say.




I can ...			
write Mm, Nn, Oo, Pp, Qq, Rr, Ss and Tt.			
say the words beginning with M, N, O, P, Q, R, S and T.			





 **Match and say.**

 I eat rice.
 I eat ...
 I eat ...
 I eat ...
 I eat ...








 **Listen and tick.**





 I drink ...


	<input type="checkbox"/>		<input type="checkbox"/>
	<input type="checkbox"/>		<input type="checkbox"/>


 **Ask and answer.**




 Do you like bread?

 Yes, I do.

			
---	---	---	--

 Do you like fish?

 No, I don't.

I can ...			
say the names of food and drink I like in English.			
say the names of food and drink I don't like in English.			

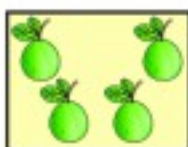




Listen and match.



How many apples are there?

3 apples



4

1

2

3


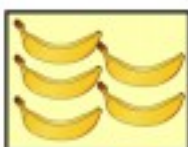
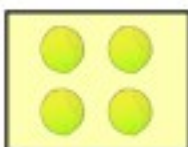


Ask and answer.



How many limes are there?

4 limes





Practise.

Give me some guavas.

How many guavas?




8 guavas



Here you are.

Thanks.



I can ...			
say number 1 to 10 in English.			
say the names of fruits in English.			

Project 3 My meal



Look and listen.




Talk about your meal.

In the morning,
I eat/ drink ...

In the afternoon,
I eat/ drink ...

In the evening,
I eat/ drink ...



I can ...

talk about my meals in English.










Unit 7 English for our Class

Lesson 1 Stand up.




Listen and say.

 <p>Sit down.</p>	 <p>Sit down.</p>	 <p>Stand up.</p>	 <p>Raise your hand.</p>
	 <p>Clap your hands.</p>	 <p>Open your book.</p>	 <p>Close your book.</p>



Listen and act.



Raise your hands.



Practise.

Raise your hand.



Open your book.



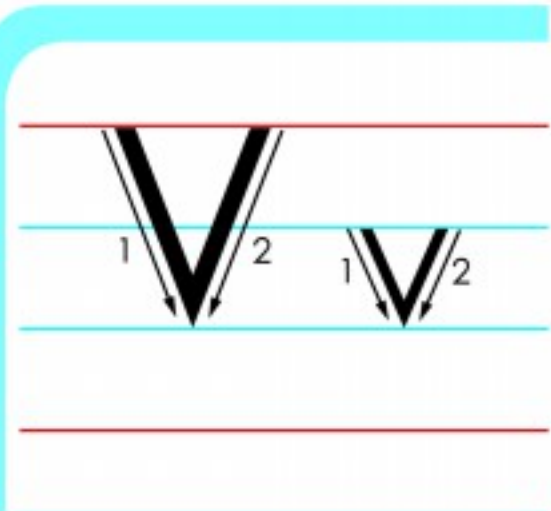
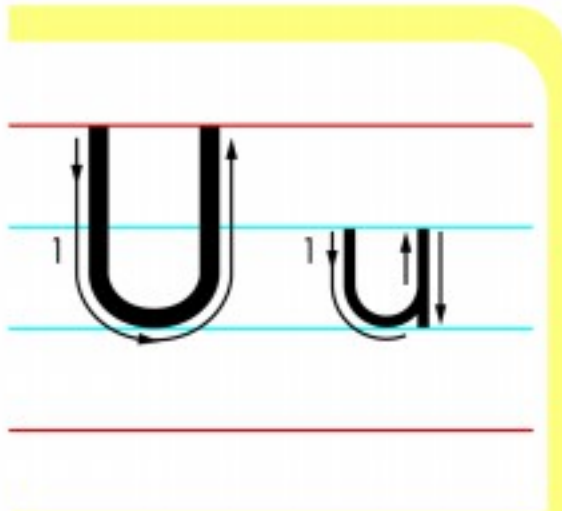
Say and tick.



Lesson 2 Letters of the week: Uu, Vv



Listen and say.



umbrella



vase



uncle



violin





Trace and write.



Listen and tick.

 uncle	 umbrella	 violin	 vase
-----------	--------------	------------	----------



Tick and say.

 u	 v
-------	-------



Write and say.



___ncle





___iolin

Lesson 3 Touch your friend.




Listen and say.





Look and say.




Say and act.

Make a group.



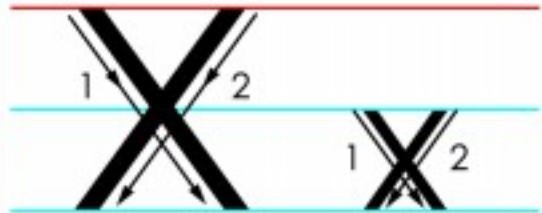
Make a circle.




Lesson 4 Letters of the week: Ww, Xx



Listen and say.



wall



xylophone



water





Trace and write.



Match and say.




Listen and write.

Lesson 5 Look at the picture.




Listen and say.





Listen and act.



Practise.



Lesson 6 'Action' Song



Listen and sing.

'Action' Song

Clap your hands and
sit down.

Clap your hands and
stand up.

Raise your hand and
touch me.

It's so nice to see you.





Practise.


Clap your hands
and sit down.




Clap your hands
and stand up.



Raise your hand
and touch me.



It's so nice to see you.






Unit 8 My Family

Lesson 1 This is my ...



Listen and say.



This is my father.
This is my mother.
This is my brother.
This is my sister.





Match and say.

This is my father. He likes oranges.



apples



oranges



bananas

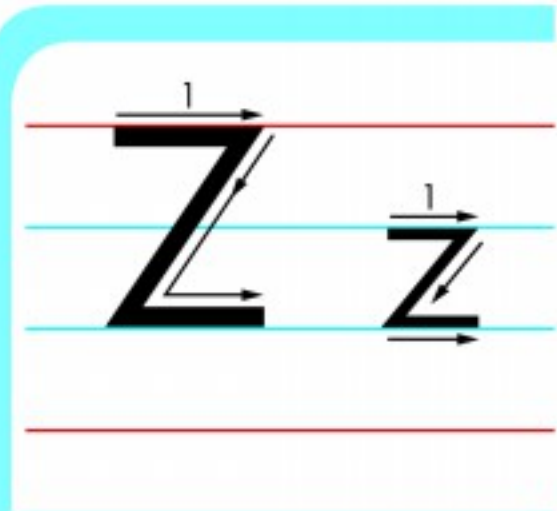
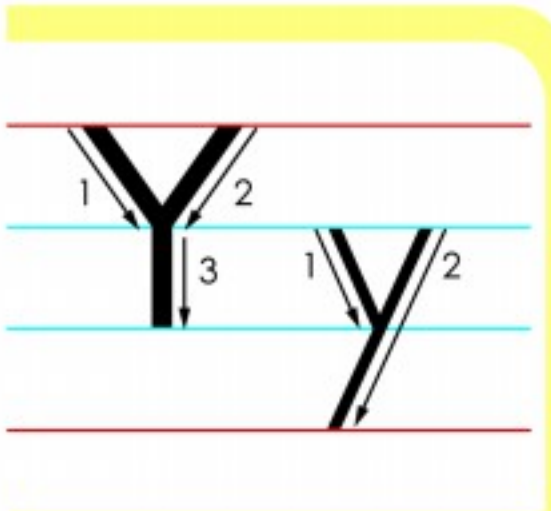


papayas

Lesson 2 Letters of the week: Yy, Zz



Listen and say.



yacht



zebra



yolk



zip





Trace and write.



Listen and tick.



Listen and tick.

Y <input type="checkbox"/>	Z <input type="checkbox"/>	z <input type="checkbox"/>	y <input type="checkbox"/>
-----------------------------------	-----------------------------------	-----------------------------------	-----------------------------------



Write and say.

___ ebra

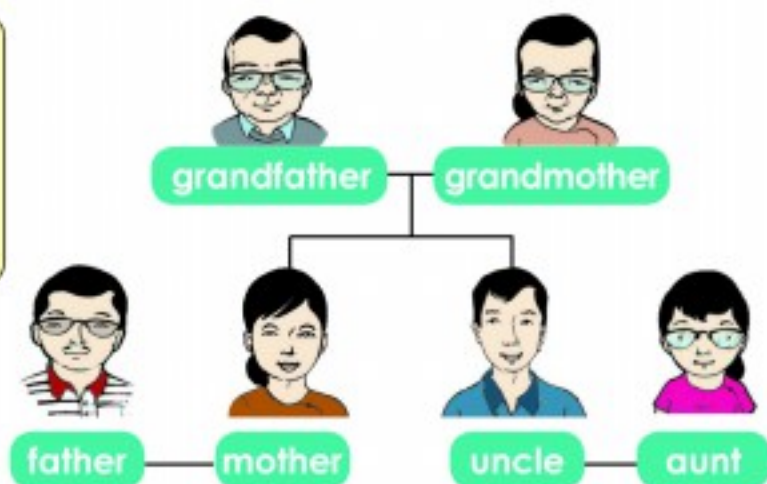
___ olk

Lesson 3 His/Her name is ...



Listen and say.

This is my
grandfather.
His name is
U San Tun.



Look and say.

This is my uncle.
His name is U Ba Tun.

This is my aunt.
Her name is Daw Su Su.





Practise.

This is my grandmother.
Her name is ...



Put one tick for one friend.

Lesson 4 I have a/an ...



Listen and say.



Listen and match.




I have a brother.

I have an uncle.


I have a sister.

I have an aunt.





Practise.



Lesson 5 How old are you?



Listen and say.

Aye Aye	Tun Tun	Zar Zar
I'm 5.	I'm 6.	I'm 7.

How old are you?
I'm 5.





Ask and answer.

















How old are you?
I'm 6.



Practise.



Ask and tick.

	<input checked="" type="checkbox"/>		<input type="checkbox"/>		<input type="checkbox"/>		<input type="checkbox"/>
	<input type="checkbox"/>		<input type="checkbox"/>		<input type="checkbox"/>		<input type="checkbox"/>
	<input type="checkbox"/>		<input type="checkbox"/>		<input type="checkbox"/>		<input type="checkbox"/>
	<input type="checkbox"/>		<input type="checkbox"/>		<input type="checkbox"/>		<input type="checkbox"/>

Lesson 6 This is my family.



Listen and say.



Unit 8 My Family



Review 4



Write.

U V W X Y Z

u v w x y z



Write A to Z.

Write a to z.

I can ...			
write A to Z.			
write a to z.			



Listen and match.



Open your book.

Close your ...

Raise your ...


Clap your ...



Say and act.



Sit down.



I can ...			
give instructions in English.			
follow instructions given in English.			



Listen and tick.



1. He is my father.

1.



2. She is my mother.

2.



3. He is my brother.

3.



4. She is my sister.









4.



Look and say.



He is my grandfather. His name is ...
He likes ...

He/She is my ...				
His/Her name is ...				
He/She likes ...				






Ask and answer.



How old are you?

I'm 5.



I can ...			
talk about my family in English.			
ask someone's age in English.			
say how old I am in English.			


Project 4 My Family



Look and listen.



This is my family.
This is my father.
His name is U Tun Tun.
This is my mother.
Her name is Daw Win May.
This is my brother.
His name is Aung Aung.



Draw the picture of your family and talk about your family.



I can ...			
draw a picture of my family.			
talk about my family in English.			



Technical assistance is provided by JICA.